

APOLLON AUDIO

Premium

APOLLON

1ET400A MULTICHANNEL (6-12)

REFERENCE MANUAL

HANDMADE IN **LOVENIA** - EUROPE

V 1.0 2022

Table of contents

Safety warnings	3
Introduction	4
Front panel controls	5
Back panel connections	6
Connectivity diagram	7
Technical specifications	8
Components	9

**EXPERIENCE SOUND
THAT PUTS A SMILE
ON YOUR FACE**

Safety warnings

1. Please read and follow these instructions before using the amplifier.
2. Do not use this apparatus near water.
3. Clean only with a dry cloth.
4. Do not block any ventilation openings.
5. Do not install near any heat sources (including amplifiers) that produce heat.
7. The unit generates heat especially during prolonged operation at intensive levels.
Please do not cover or place objects on top. When rack mounting it is recommended to leave space above the unit to allow free circulation of air.
8. Do not defeat the safety purpose of the polarized or grounding-type plug. A polarized plug has two blades with one wider than the other. A grounding-type plug has two blades and a third grounding prong. The wide blade or the third prong are provided for your safety. If the provided plug does not fit into your outlet, consult an electrician for replacement of the obsolete outlet.
9. Protect the power cord from being walked on or pinched, particularly at plugs, convenience receptacles, and the point where they exit from the apparatus.
10. Use only with the cart, stand, tripod, bracket, or table specified by the manufacturer, or sold with the apparatus.
When a cart is used, use caution when moving the cart/apparatus combination to avoid injury from tip-over.
11. Any terminals marked with the preceding symbol are HAZARDOUS LIVE and any wiring connected to these terminals must be installed by an INSTRUCTED PERSON or with ready-made leads or cords.
12. Unplug this apparatus during lightning storms or when unused for long periods of time.
13. Refer all servicing to qualified service personnel. Servicing is required when the apparatus has been damaged in any way, such as power-supply cord or plug is damaged, liquid has been spilled or objects have fallen into the apparatus, the apparatus has been exposed to rain or moisture, does not operate normally, or has been dropped.



This symbol indicates that there are important operating and maintenance instructions in the literature accompanying your shelf system.

WARNING: TO REDUCE THE RISK OF FIRE OR ELECTRIC SHOCK, DO NOT EXPOSE THIS APPARATUS TO RAIN OR MOISTURE. DO NOT EXPOSE THIS EQUIPMENT TO DRIPPING OR SPLASHING AND ENSURE THAT NO OBJECTS FILLED WITH LIQUIDS, SUCH AS VASES, ARE PLACED ON THE EQUIPMENT. TO COMPLETELY DISCONNECT THIS EQUIPMENT FROM THE AC MAINS, DISCONNECT THE POWER SUPPLY CORD PLUG FROM THE AC RECEPTACLE. THE MAINS PLUG OF THE POWER SUPPLY CORD SHALL REMAIN READILY OPERABLE.

Introduction

Thank you for choosing our product.
We are honored to have customers like you.

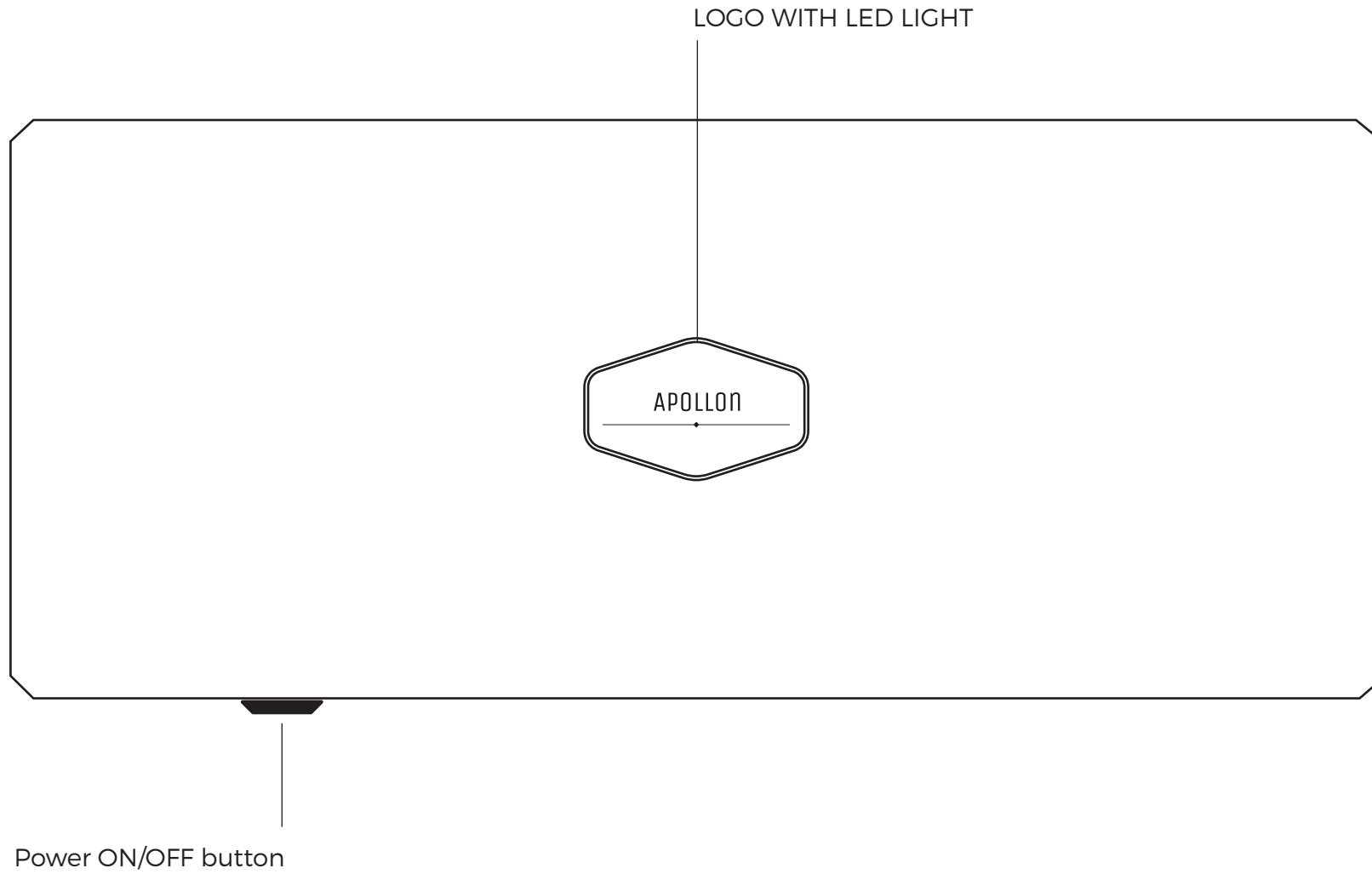
...

We are specialised in crafting handbuilt world class Class D Amplifiers that are changing Pro Audio and Audiophile users perceptions about Class D Amps. We live for sound quality and our line of products is the manifestation of this belief while at the same time offering exceptional value for your money.

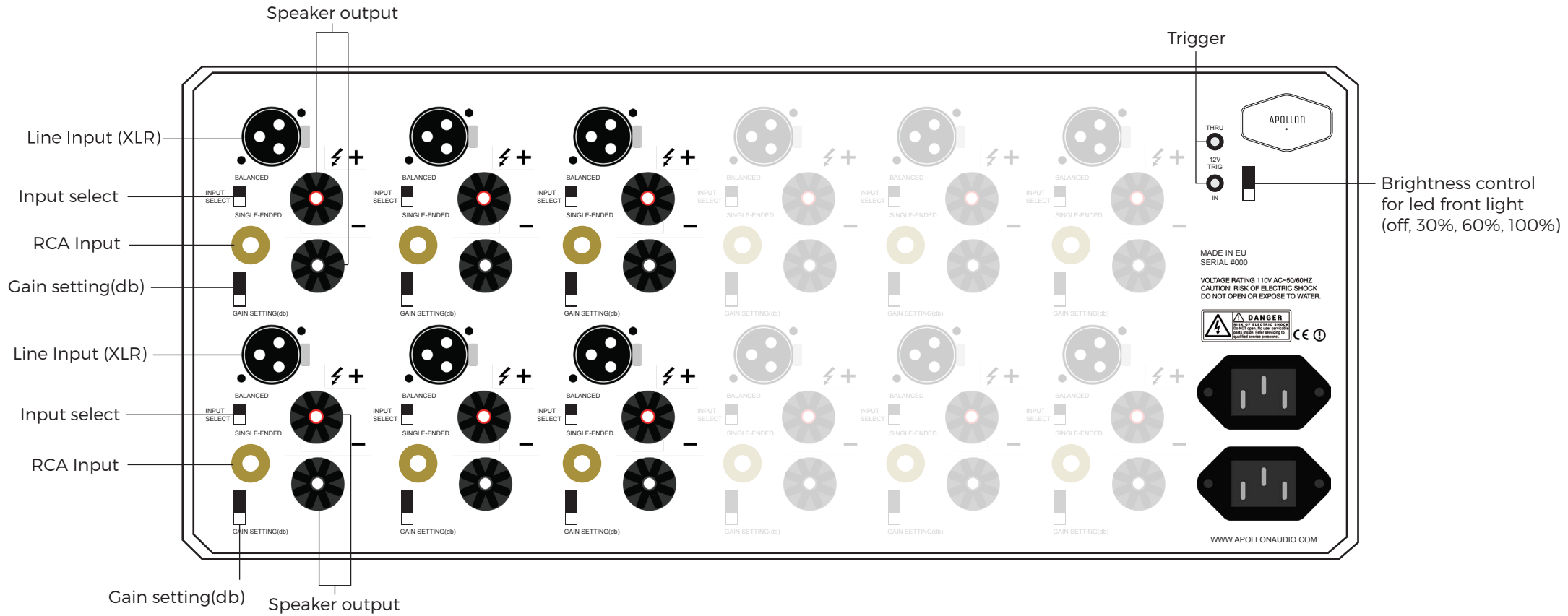
At Apollon Audio we use only the best materials and connectors available on the market and also give you the option of configuring the enclosure to what suits you the best. Because of the transparency and uncoloured dynamic sound our products are best suited for the most demanding pro audio users and audiophiles that are not ready to make any compromises and settle for only the best.

Tibor Marksei
Tibor Marksei
owner

Front panel

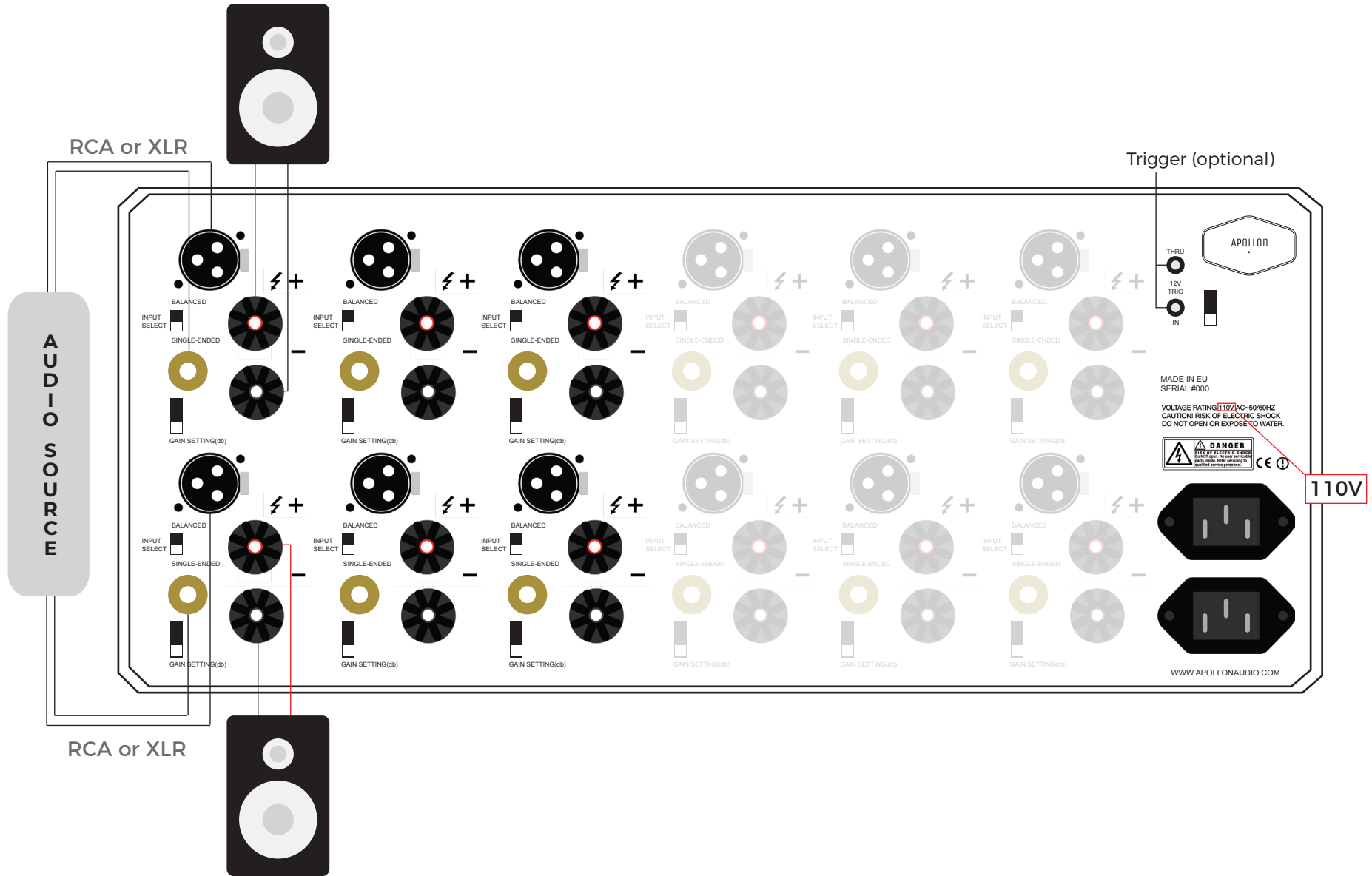


Back panel 6-12 channels



- ! Turn power off before inserting or removing cables.
- When rack mounting it is recommended to leave space above the unit to allow free air circulation.

Connectivity diagram



Technical specifications

Frequency Response: 0 - 50k Hz +/-3dB

Low Distortion: THD+N - - 0.00017 % 20Hz-20kHz

High Input Impedance 100K

Signal to noise ratio: 131dB

Gain (dB) 12,8/20,5/27,5/29

Ultra High Damping Factor

High Current Output Max 25A

Power rating: 450W @ 2ohm | 425W @ 4ohm | 227W @ 8ohm

Case Dimensions: 375mm depth x 200mm height (with feet) x 450 mm width

Weight: 20-23 kg

Components

Hypex SMPS3000A400 (1-2 pcs.)

Purifi 1ET400A amplifier (6-12 pcs.)

Apollon Audio Input Buffer Board with OPA1612 op amps

Apollon Control Board for standby control

Neutrik silver plated XLR line input socket

Gold plated RCA input with selector switch

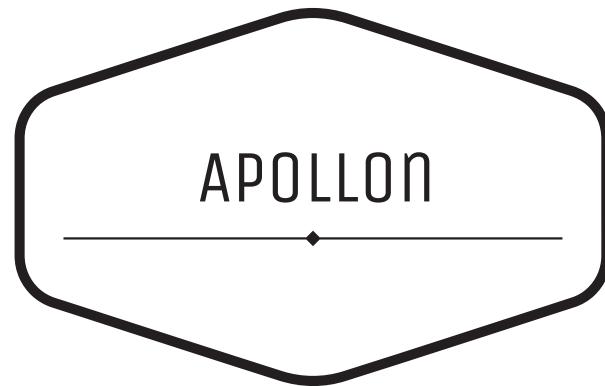
WBT 0703 CU binding posts

Pure UP-OCC 12AWG Solid Copper Speaker output wire

12V Trigger for wakeup from standby

High quality Furutech FI-06 mains input socket

Aluminium enclosure with anti-vibration aluminium feet



Apollon Audio d.o.o.

info@apollonaudio.com | www.apollonaudio.com